

INNOVATION, NOT IMITATION.





Revolution MOTORHOMES

THE FUTURE IN RV DESIGN
1800 RV ENVY

Revolution MOTORHOMES
1800 RV ENVY
1800 RV ENVY
1800 RV ENVY

TABLE OF CONTENTS

- 01** Our Story
- 02** Our Mission / Our Values
- 03** How We Build
- 04** From Design to Delivery
- 05–06** Model Range Overview
- 07** Innovations
- 08** Specifications
- 09** Full length slide out technology
- 10** Power and Electricals
- 11-12** Envy Escape Range
- 13-14** Luxe Range
- 15-16** Desire Range
- 17-18** Sanctuary Range
- 19** Wheelchair Accessible Motorhome
- 20** Custom-Built Projects
- 21-22** Interior Gallery
- 23-24** Envy and Luxe Floorplans
- 25-26** Desire Floorplans
- 27** Sanctuary floorplans
- 28** Made to order
- 29** Premium Package
- 30** Contact





OUR STORY

Revolution began with **over 40 years of engineering experience** in the automotive and RV industries. Those decades of innovation shaped a deep understanding of how to make **travel smarter, lighter, and safer.**

From those early concepts grew a **passion for rethinking how motorhomes should be built** from the ground up — and a dedication to providing **unrivalled value for money.**

Each project brought **new challenges, refinements, and lessons** that shaped what we now call the Revolution advantage: **precision engineering, durable materials, elevated comfort, and handcrafted quality that lasts.**

What started as a small **independent workshop** remains true to its roots — a close-knit team of craftsmen, engineers, and creators building each motorhome **by hand, united by one purpose:**

To craft luxury motorhomes that truly fit our clients' lifestyles.

Each journey is unique.



OUR VISION

At Revolution Motorhomes, we **believe every journey should be built around you.**

We pour **passion, innovation, and precision** into every build — redefining freedom, safety, and comfort through intelligent **Australian craftsmanship.**

Our mission is simple:

To create motorhomes that inspire confidence, connection, and adventure — wherever life takes you.

OUR VALUES



INNOVATION

Intelligent design meets real-world performance, redefining how freedom feels.



SAFETY

Engineered, tested, and proven for the journeys that matter most.



CRAFTSMANSHIP

Hand-built excellence — from frame to finish, every detail shaped with care.

HOW WE BUILD

Every Revolution motorhome **is designed, engineered and built entirely in-house** — from the first weld to the final graphics.

We don't convert existing vans; we **craft complete motorhomes from a bare chassis**. Our welders, cabinet makers, electricians, engineers and fibreglass **specialists work side by side** through a controlled, craftsmanship-led process that ensures **precision, safety** and flawless quality in every detail.

From the **high-tensile structural aluminium framework** to the custom cabinetry and finishing touches, every component is **hand-built, tested and refined** to meet the **highest standards of durability, design and long-term travel reliability**.

Because true quality isn't outsourced — **it's crafted right here on the Sunshine Coast**.





FROM DESIGN TO DELIVERY


Every build begins with a conversation.

We take the time to understand **how you travel** — your habits, your priorities, and **what makes a motorhome truly feel like home.**

Together with our design experts, **we craft a layout that reflects your lifestyle** — blending comfort, functionality, and style in every detail.

Once your design is approved, our in-house team brings it to life with **precision, passion, and craftsmanship** — all right here on the Sunshine Coast.

From design to delivery, every Revolution motorhome is built around you.



OUR RANGE OVERVIEW

At Revolution Motorhomes, **every journey begins with choice.**

Each of our models have been carefully designed to match a different way of travelling – from compact luxury to full-sized independence.

Whether you're chasing off-grid freedom, weekend comfort, or long-term touring, **there's a Revolution built for you.**

ENVY ESCAPE

NEW



LUXE



Range	Size	Licence	Slide-out	Description
ENVY	7.3–7.45 m	Car	No	Compact luxury, effortless to drive.
LUXE	6.8 m	Car	Yes	Compact car licence full slide-out motorhome.
DESIRE	6.8 to 7.9 m	Car / Truck	Yes	Unrivalled living space and features.
SANCTUARY	8.5–9.1 m	Truck	Yes	Australia's ultimate luxury motorhome.

DESIRE



SANCTUARY



INNOVATIONS, NOT IMITATION

Smart engineering. Built for real life on the road.

Innovation is at the heart of every Revolution Motorhome. Each model combines **advanced materials, intelligent systems and smart design** to deliver unmatched performance, **comfort and reliability** on the road.



Australian designed, developed and tested for Australian condition

- **Aerodynamic body**
reduces drag and fuel use while improving stability.
- **HT ALLOY / Composite structure**
(carbon + Kevlar) — lightweight, ultra-strong, and built for longevity.
- **Smart power system**
(Victron + lithium + solar + generator) — total off-grid freedom.
- **Automated interior features**
swivel seats, motorised blinds, lift-up beds, and more.
- **Pressure-sealed slide-out**
(3.2 m width) — spacious living, silent operation, leak-free design

SPECIFICATIONS

Slide-Out & Interior Space

- Massive 850 mm full-length slide-out
- 32cm/14 inch wider interior in slide-out models
- Pressure-sealed slide-out prevents water leaks and damage.
- High-strength, low-friction runners + alloy rails
- Vapour-proof seal eliminating leaks and movement
- Structural integration into floor & rollover frames

Water & Storage

- Fresh water: 115 L → 188 L → 300 L depending on model
- Grey water: 90 L → 135–200 L optional
- Composite water tanks (fibreglass, carbon fibre, HDPE)
- Under-body composite storage bins (attached to the slide-out)
- Automated external storage available (remote-controlled)

Chassis & Licence

- Mercedes-Benz Sprinter MWB & LWB — RWD & AWD
- Iveco Daily 70C — RWD
- Car licence motorhomes under 4.495 t
- Light Truck (LR) for selected longer models
- Tapered aerodynamic body for improved stability and fuel efficiency
- Narrower width for easier driving and parking (from 2.2 m / 2.4m)

Body Construction & Protection

- Australian-made composite body panels (European skins & cores)
- Aircraft-grade high-tensile alloys
- Fibreglass, carbon fibre & Kevlar composite parts
- Raptor-coated lower body & replaceable alloy panels
- Triangulated structure for maximum strength and interior space
- Aerodynamic profile reducing wind buffeting and cabin noise



Interior Innovations

- Full-width rear ensuites (up to 3.2 m wide)
- Genuine Single, Double, Queen or King bed
- 0.9 m deep kitchen benches (50% larger than competitors)
- Lexan shower door
- Full-depth wardrobes + extensive storage
- Automated features available:
 - Electric swivel seats
 - blinds & windows
 - bed lifts
 - appliance elevator
 - hidden TV
 - drop-down cupboards
 - RMH toilet system

FULL-LENGTH SLIDE-OUT TECHNOLOGY



Smart engineering = Unrivalled living space

Our **850 mm full-length slide-out** expands your living area to a remarkable 3.2 metres wide — over five times stronger and with twice the reach of conventional systems.

Our **precision pressure-seal clamps with 2.5 tonnes of force** create a 100% vapour-proof barrier that eliminates **water leaks, noise, and unwanted movement**.

While **typical slide-outs extend only 400–600 mm**, Revolution's design goes further — **maintaining rigidity and protecting the body structure** for quieter, safer travel.

Our **car-licence motorhomes deliver more luxury features and interior space than our competitors' truck-licence models**, yet remain effortless to drive and easy to park.

Compact on the road. Expansive once you arrive.



POWER & ELECTRICAL SYSTEMS

Engineered for reliability. Designed for off-grid freedom.

Revolution Motorhomes delivers **one of the most advanced power systems in the industry** — combining high-capacity lithium storage, Victron inverter technology, intelligent solar management and full control to ensure **absolute reliability and true off-grid freedom**.

Lithium Battery Systems

- Standard Baintech lithium systems: 300 Ah → 620 Ah → 1240 Ah
- Large models: up to 2480 Ah (29.7 kWh)
- Long-cycle batteries tested for Australian heat and conditions
- Full app monitoring via Victron / Baintech interfaces
- Optional Invicta Xero Battery / Invicta hybrid starter

Inverters & Charging


- Victron Multiplus II 12V/3000W/120A - 12V/5000W/220A
- Victron Quattro 5 kW / 230 A (Sanctuary)
- Victron Orion XS DC-DC Battery 50 A Charger
- Automatic load-assist (adds power if campsite supply is low)
- Standard Fast charging from mains 120A + solar (30A-60A/hr)
- Sanctuary Fast charging from mains 200A + solar 100A/hr

Generator Options

- Lightweight 3 kva and 4 kva remote-start generators
- Auto start/stop
- Quiet operation & smart mounting position (Eliminates under bed vibrations)

Control & Monitoring

- Slimline touch control panel
- System control via smartphone APP
- Real-time monitoring: battery, solar, water, lighting & climate
- Designed for reliability (no false touches, no lag)



Solar Power

- Solar capacity from 520 W → 1.65 kW depending on model
- High-efficiency rooftop panels
- SmartSolar regulation & monitoring
- Optimised layout with rooms for A/C, Starlink, & roof vents

Off-Grid / No-Gas Options

- High-capacity lithium + solar combinations
- Diesel hot water & diesel air heating
- Induction cooktop
- 240 V outdoor BBQ

Safety & Redundancy

- Surge protection & fail-safe redundancy
- Intelligent 12 V / 240 V distribution
- Aviation-grade cabling & protected routing



ENVY ESCAPE

7.3M – 7.45M | Car Licence | From \$229,000

The Envy Escape brings all the essentials of the Revolution range into a **beautifully balanced, compact and luxurious motorhome**. Designed for travellers seeking **simplicity, comfort and practicality** — it delivers everything you need without the necessity of a slide-out.

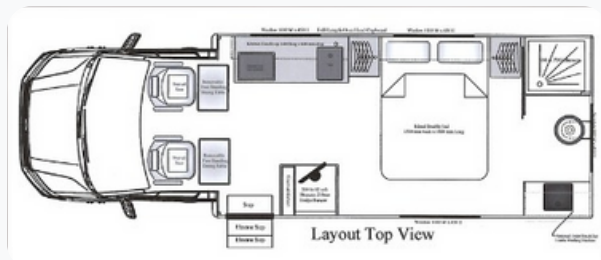
Built on the **2026 Mercedes Sprinter LWB chassis**, it offers confident handling, safety and reliability, wrapped in our signature **aerodynamic body**.

Smooth on the highway and **easy to park, it feels as effortless to drive as it looks**. Inside, the Envy Escape features a **rear ensuite, full kitchen, and comfortable full-size island bed**, creating a bright, open-plan living space **crafted for everyday travel**.



KEY FEATURES

- Car-licence motorhome – 7.3 m or 7.45 m lengths
- 2026 Mercedes Sprinter LWB chassis
- 2.4 m body (100 mm slimmer than most motorhomes)
- Island double or queen bed with under-bed storage
- Rear ensuite with shower & mirrored vanity
- 200 L Dometic fridge + twin hob + stainless sink
- 300 Ah Baintech lithium battery + Victron system
- Dometic FreshJet Lite A/C + 12 V diesel heater
- 115 L fresh / 90 L grey tanks + hot water on demand
- Milenco door + rear camera + vinyl flooring



Chassis	Mercedes-Benz Sprinter AWD LWB
Licence	Car Licence
Length Options	7.3 m / 7.45 m
Width	2.4 m (incl. awning)
Electrical System	300 Ah lithium + Victron inverter
Water Capacity	115 L fresh (188 opti.) / 90 L grey
Climate Control	A/C + 2 kW diesel heater

7.30m — Island double bed Floorplan shown as example.
Full layouts available at the end of the catalogue.



LUXE

6.8M | Car Licence | From \$319,000

Revolution Motorhomes' Luxe redefines what **true compact luxury should be**. At just **6.8 m** and built on the **2026 Mercedes MWB Sprinter**, it delivers **effortless drivability** while offering the living space and comfort **normally found in much larger motorhomes**.

Our in-house **engineered 850 mm full-length slide-out** expands the interior to an impressive **3 m width** — a level of space **unmatched in any other manufacturer's car-licence motorhome**. Inside, you'll find a genuine island double bed, a generous kitchen, exceptional storage, and a full-width rear ensuite with a front-loader washing machine.

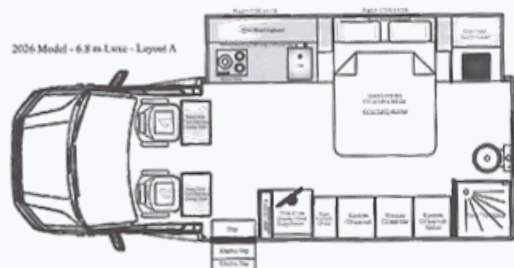
Luxury begins with features, not size. Compact design can redefine what's possible.



KEY FEATURES

- 6.8 m car-licence motorhome (Mercedes MWB chassis)
- Full-length 850mm slide-out expanding to 3 m internal width
- Island Double bed with pillowtop innerspring mattress
- 3 m-wide rear ensuite with vanity, shower & washer
- Premium kitchen with 200 L fridge, twin hob & LG microwave
- 1.5 m full-depth wardrobe + overhead & under-bed storage
- Baintech 300 Ah lithium battery + Victron Multiplus II inverter
- From 520 W solar with Smart Solar controller
- 2.4 kW roof A/C + 2 kW diesel heater
- Compliant with residential off-street parking - Under 7.5 m

Chassis	Mercedes-Benz Sprinter (RWD or optional AWD)
Licence	Car Licence
Length Options	6.8 m
Width	2.2 m exterior (3.0 m interior)
Slide-Out	Full-length 850 mm
Electrical System	300 Ah lithium + 520 W solar
Heating/Cooling	2.4 kW A/C + 2 kW diesel heater



6.8m — Island double bed Floorplan shown as example.
Full layouts available at the end of the catalogue.



DESIRE

6.8M – 7.9M | Car and Light Truck Licence | From \$338,000

Revolution Motorhomes' Desire takes the innovations of the Luxe range to **the next level** — offering **more space, more power, and unmatched comfort**.

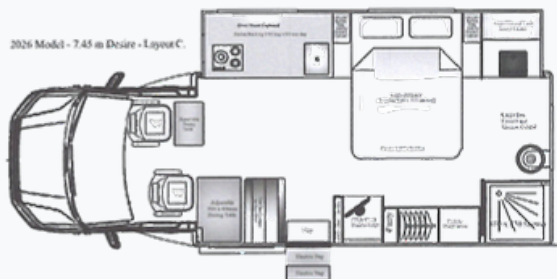
Built on the **Mercedes Sprinter LWB or Iveco Daily chassis**, the Desire is available in both car-licence (From 6.8m to 7.48m) and light truck-licence (7.48 m – 7.9 m) configurations. Its **aerodynamic body shape and signature full-length 850 mm slide-out** expand the interior to an extraordinary 3.2 m width, creating one of the **most spacious living areas in its class**.

Inside, every detail reflects **luxury and function** — from the full queen or optional king bed to the 3.2 m ensuite and expansive kitchen. The Desire **delivers true indulgence for travellers who refuse to compromise**.



KEY FEATURES

- 6.8 m – 7.9 m body on Mercedes Sprinter or Iveco Daily chassis
- Car or Light Truck licence (under 4.495 t and LR options)
- 3.2 m wide interior — 300 mm wider than our competitors
- Full-length 850 mm slide-out + aerodynamic tapered body
- Double, Queen or optional King island bed with pillowtop
- Kitchen bench 900 mm x 1500–1800 mm + separate dining
- Rear 3.2m wide ensuite with standard washing machine
- 2 Baintech 300 Ah lithium (optional 900Ah)+Victron system
- 780 W–1.2 kW solar + generator option
- Freshwater 115–298 L / Greywater 90–200 L capacity



Chassis Options	Mercedes Sprinter LWB / Iveco Daily RWD
Licence	Car or Light Truck (LR)
Length Range	6.8 m – 7.9 m
Width	2.4 m (3.2 m extended)
Slide-Out	Full-length 850 mm
Electrical System	600/900 Ah lithium + Victron
Water Capacity	115 – 298 L fresh / 90 – 200 L grey
Bathroom	3.2 m rear ensuite + washer option

7.45m — Island queen bed Floorplan shown as example.
Full layouts available at the end of the catalogue.



SANCTUARY

8.5 M/9.1 M | Truck Licence | From \$650,000

The Sanctuary range represents the **pinnacle of Revolution Motorhomes' craftsmanship** — a statement of unrivalled **luxury, innovation, and pure freedom**.

Built on the powerful **Iveco Daily 72C chassis**, Sanctuary redefines what a motorhome can be: **elegant, intelligent, and engineered for ultimate RV experience and off-grid living**.

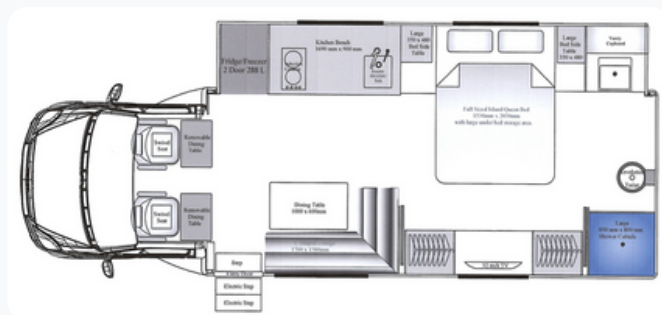
Inside, three private zones **living, bedroom, and ensuite** — open to become one large, connected space. Every surface, curve, and detail has been thoughtfully **designed to evoke the feeling of the most amazing luxury apartment on wheels**.

From its fully automated slide-out to its handcrafted cabinetry, state-of-the-art appliances and industry-leading innovations. Sanctuary isn't just built for travel — it's built for those **who expect only the very best**.



KEY FEATURES

- Expansive 30 ft layout with three living zones
- Full-length 850mm slide-out provides unmatched interior living space
- Huge 2.8m x 0.92m kitchen 288 lt fridge freezer and F&P dishwasher
- Automated appliance elevator complete with SMEG appliances
- Queen or optional King island bed with automated bed head
- Hidden dual 40" Smart TV + ceiling skylight above bed
- Separate washer + dryer in ensuite
- A long list of unique automated luxury features
- 1200 Ah Lithium + 1.82 kW solar + generator for true off-grid freedom
- Automated exterior bins + bike Automated rack for e-bikes



Chassis	Iveco Daily 72C
Licence	Light Rigid Truck
Length	8.5m / 9.1 m
Slide-out	Full-length
Battery System	1200 Ah / 14.4 kWh Lithium
Solar	1.82 kW system + 4kVA generator
Fresh / Drinking / Grey / Black Water	400L / 60L / 210L / 45L
Climate Control	2 A/C Units 1 x 5kW diesel heater

30ft — Floorplan shown as example.



WHEELCHAIR ACCESSIBLE MOTORHOMES

Designed for mobility and the freedom to roam.
Our accessible motorhomes redefine the freedom to explore effortlessly, safely, beautifully.



- ▶ **FULL SLIDE-OUT LAYOUTS** FOR MAXIMUM INTERIOR SPACE
- ▶ **FULL REAR WETROOM ENSUITE**
- ▶ **CEILING HOIST LIFT** FOR SAFE AND EFFORTLESS TRANSFERS
- ▶ **AUTOMATED BED SYSTEM** (UP / DOWN / SIDEWAYS)
- ▶ **SLIDE-OUT KITCHEN BENCH TOP/VANITY SINK** FOR ACCESSIBILITY
- ▶ **DROP-DOWN CUPBOARDS** WITHIN EASY REACH
- ▶ **CUSTOMIZE TO SUIT EACH CLIENT** (MORE OPTIONS AVAILABLE)



CUSTOM-BUILT

Tailored for your lifestyle. Built for your dreams.

At Revolution Motorhomes, we specialise in designing and building **extraordinary custom-built motorhomes, mobile offices, showrooms and specialty vehicles** — each tailored to **your specific lifestyle** and vision.



From the first sketch to the final delivery, our **in-house design and engineering team** transforms your **ideas into a functional, beautiful reality.**

Every project combines **precision craftsmanship, advanced materials and smart design solutions** — ensuring your custom build is **truly unique.**

Custom-built options are available for selected projects, based on feasibility and budget

LIVING AREA





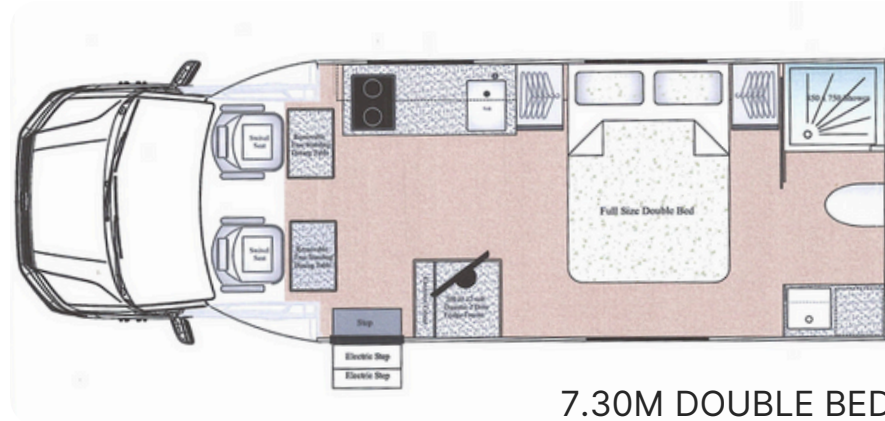
Example. Desire 7.2m double bed

BEDROOM AND BATHROOM

ENVY ESCAPE FLOORPLANS OVERVIEW

7.30M

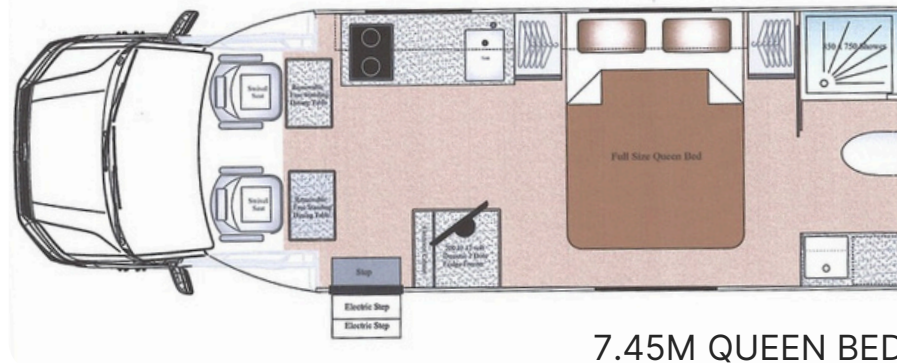
ENVY ESCAPE



7.30M DOUBLE BED E1

7.45M

ENVY ESCAPE



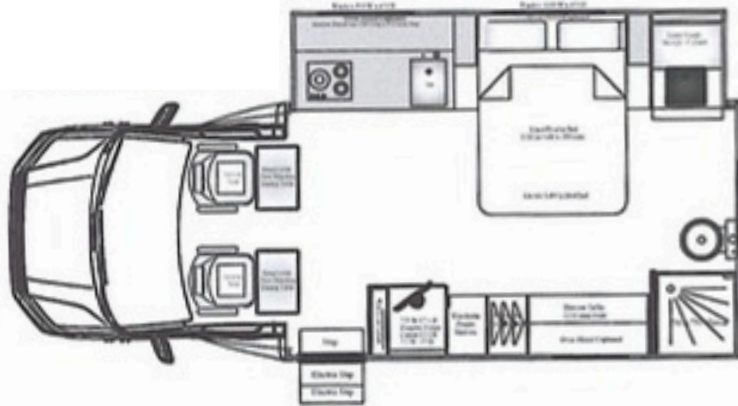
7.45M QUEEN BED E2

DESIRE FLOORPLANS OVERVIEW

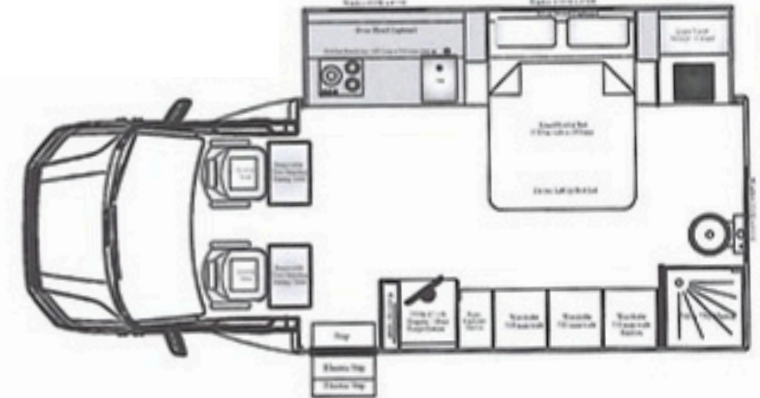
Explore Desire range floorplans

6.8M DESIRE RANGE

6.8M WARDROBE D1

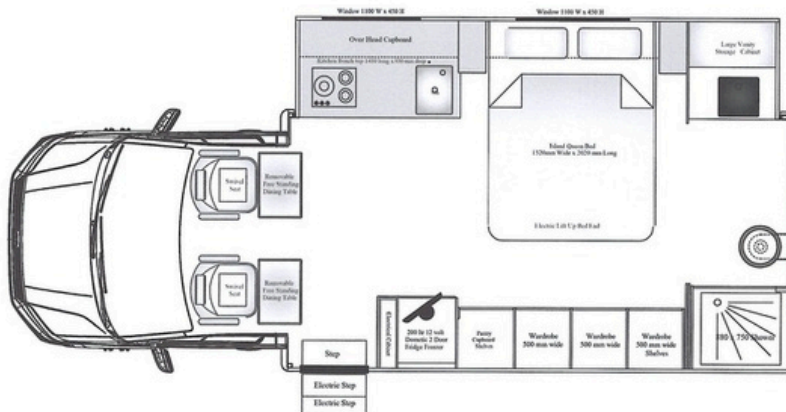


6.8M DINETTE D2

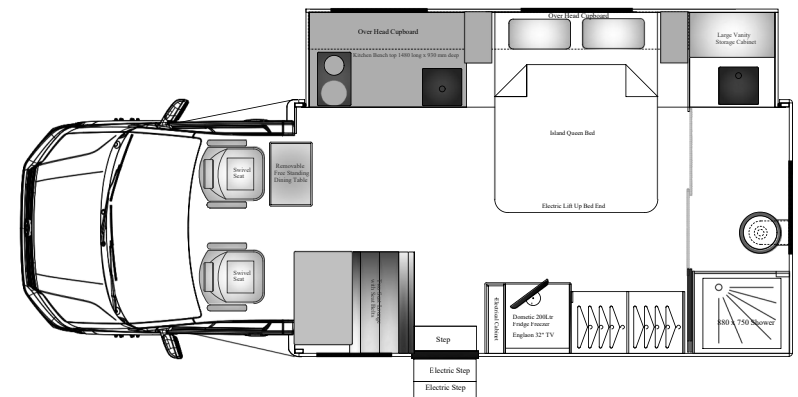


7.2M DESIRE RANGE

7.2 WARDROBE D3



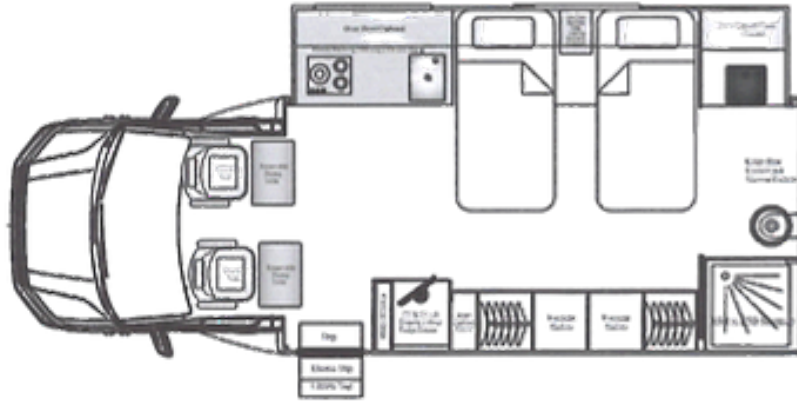
7.2 DINETTE D4



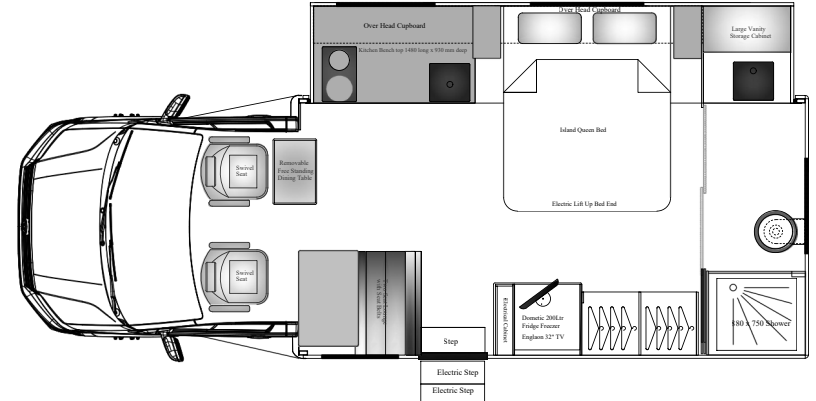
Additional layouts and custom options available on request.

7.45M DESIRE RANGE

7.45 SINGLE BEDS D5

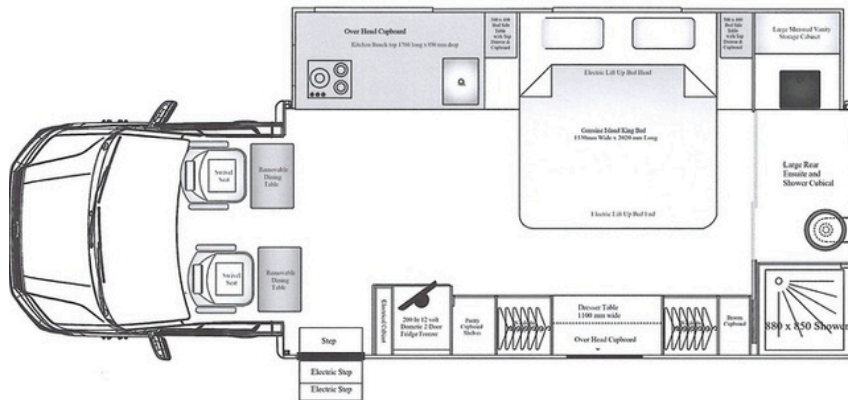


7.45 QUEEN BED D6

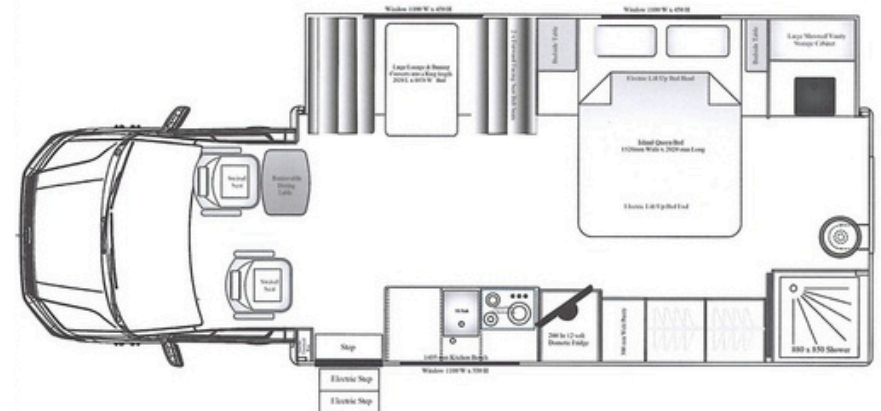


7.9M DESIRE RANGE

7.9M KING BED D7



7.9M DINETTE D8



SANCTUARY FLOORPLANS OVERVIEW

Additional layouts and custom options available on request.

8.5M

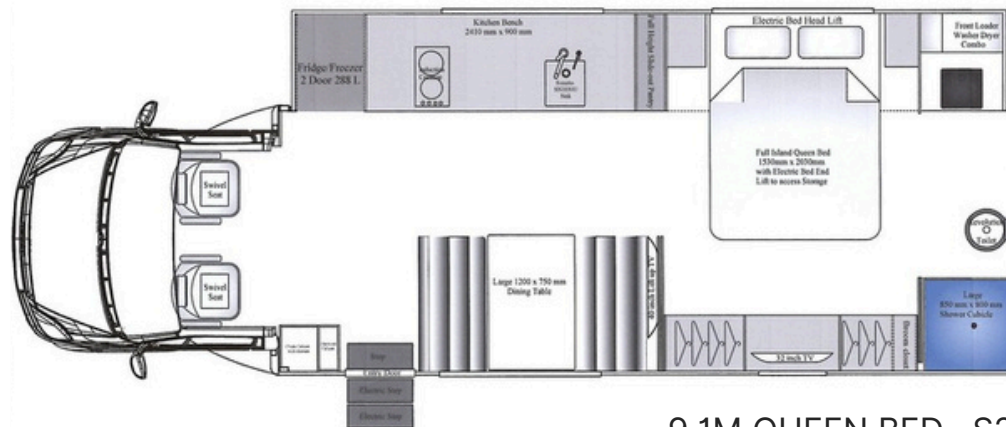
SANCTUARY RANGE



8.5M QUEEN BED S1

9.1M

SANCTUARY RANGE



9.1M QUEEN BED S2



MADE TO ORDER AND CRAFTSMANSHIP

- **MADE TO ORDER**

Every Revolution motorhome is individually crafted to suit its owner. We take the time to understand how you travel, what you value, and how you live on the road. Your layout, your features, your style — tailored from the very first conversation.

- **CRAFTSMANSHIP**

Each motorhome is built with the precision and care of our specialist team — a balanced, considered process designed to protect quality and long-term reliability.

- **VALUE • DURABILITY • LONG-TERM INVESTMENT**

A Revolution motorhome is built to last. Our hybrid composite structure, premium fittings and engineering-first approach deliver true long-term value and confidence on every journey.

- **SAFETY FIRST**

Engineered for Australian conditions, with structural, mechanical and electrical systems designed for reliability and peace of mind.

- **WARRANTY**

All Revolution Motorhomes include a comprehensive warranty, with full manuals and user instructions.

PREMIUM PACKAGES



DESIRE INDULGENCE PACK

Compact size - world-leading luxury features

Building on the Desire's already impressive luxury features, the **Indulgence pack includes most of RMH's world-leading automated luxury features.**

- Automated slide-out under-body storage bins
- Automated slide-out under-body refrigerated drawer
- Slide-out SS BBQ, swing-out & lift 32-inch smart TV
- Upgraded to Nappa leather upholstery
- Full-length Lexan shower doors with accent shower wall, Zero-gravity island bed
- Customised Indulgence graphics

Indulgence by name, unrivalled luxury by nature

SANCTUARY ELITE PACK

When only the very best will do.

The **Sanctuary Elite Pack takes Australia's most desirable luxury motorhome to the next level**

- 12 Bottle fridge, cocktail bar & ice maker
- Bedroom hidden Automated lift Smart 32"TV
- 316 S/S 240v electric BBQ grill
- Upgrade to Nappa leather interior
- Automated drop-down kitchen overhead cupboards
- 1.860 amp lithium battery capacity = 22.3 kWh
- Zero-gravity island bed
- Full Bespoke cabinetry colours
- Custom Sanctuary Elite graphics

Ultimate comfort. Infinite autonomy.

CONTACT

LET'S BUILD YOUR REVOLUTION.

Whether you're exploring layouts, comparing features, or ready to begin your custom build, **our team is here to guide you through every step** — with clarity, expertise and genuine support.

We welcome all enquiries:

- Specifications & Options
- Custom-built motorhomes
- Pricing & timelines
- Technical specifications
- Layout guidance
- Factory visits & consultations



www.revolutionmotorhomes.au



07 5437 2207



revolutionmotorhomes@gmail.com



Revolution Motorhomes



8/29-31 Fred Chaplin Cct, Corbould Park QLD 4551

• ***Start your build conversation → revolutionmotorhomes.au/contact***





CUSTOM-BUILT FOR YOUR LIFESTYLE.



www.revolutionmotorhomes.au